

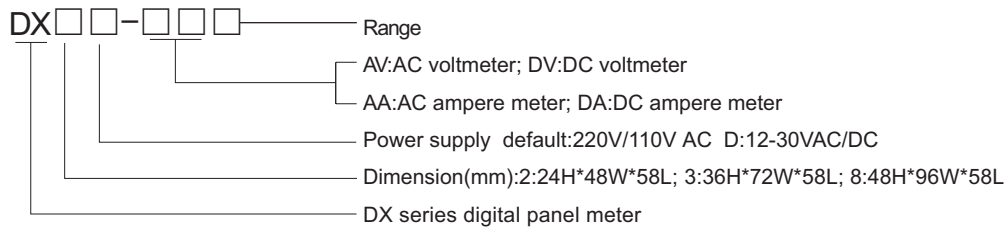
DX SERIES DIGITAL VOLTAGE/AMPERE METER



FEATURE:

- ⊙ Stable performance & high accuracy
- ⊙ Sampling rate:2.5 times/s
- ⊙ Zero point adjustable
- ⊙ Wide display range:±1999

CODE ILLUSTRATION



* DX2:12~30V AC/DC as default;DX3,DX8: 12~30VAC/DC for special order.

ORDERING CODE

◆ AC digital voltmeter

Model	Range	Resolution	PT	Accuracy
DX□□-AV0.2	199.9mV	100uV	Direct input	±0.5%F.S±2 Digits
DX□□-AV2	1.999V	1mV	Direct input	±0.5%F.S±2 Digits
DX□□-AV20	19.99V	10mV	Direct input	±0.5%F.S±2 Digits
DX□□-AV200	199.9V	100mV	Direct input	±0.5%F.S±2 Digits
DX□□-AV600	600V	1V	Direct input	±1%F.S±2 Digits
DX□□-AV3K	3.00KV	10V	3KV:100V	±1%F.S±2 Digits
DX□□-AV10K	10.00KV	10V	10KV:100V	±0.5%F.S±2 Digits

◆ AC digital ampere meter

Model	Range	Resolution	CT	Accuracy
DX□□-AA0.002	1.999mA	1uA	Direct input	±0.5%F.S±2 Digit
DX□□-AA0.02	19.99mA	10uA	Direct input	±0.5%F.S±2 Digit
DX□□-AA0.2	199.9mA	100uA	Direct input	±0.5%F.S±2 Digits
DX□□-AA5	5.00A	10mA	Direct input	±1%F.S±2 Digits
DX□□-AA20	19.99A	10mA	20A:5A	±0.5%F.S±2 Digits
DX□□-AA50	50.0A	100mA	50A:5A	±1%F.S±2 Digits
DX□□-AA100	100.0A	100mA	100A:5A	±0.5%F.S±2 Digits
DX□□-AA150	150.0A	100mA	150A:5A	±0.5%F.S±2 Digits
DX□□-AA200	199.9A	100mA	200A:5A	±0.5%F.S±2 Digits
DX□□-AA500	500A	1A	500A:5A	±1%F.S±2 Digits
DX□□-AA1000	1000A	1A	1000A:5A	±0.5%F.S±2 Digits
DX□□-AA1500	1500A	1A	1500A:5A	±0.5%F.S±2 Digits
DX□□-AA2000	1999A	1A	2000A:5A	±0.5%F.S±2 Digits

*Only DX3 & DX8 are available for the CT input.DX2 is available for the PT input(75mV),but not available for measurement AC 2A above

◆ DC digital voltmeter

Model	Range	Resolution	Accuracy
DX□□-DV0.2	199.9mV	100uV	±0.5%F.S±2 Digits
DX□□-DV2	1.999V	1mV	±0.5%F.S±2 Digits
DX□□-DV20	19.99V	10mV	±0.5%F.S±2 Digits
DX□□-DV200	199.9V	100mV	±0.5%F.S±2 Digits
DX□□-DV500	500V	1V	±1%F.S±2 Digits

◆DC digital ampere meter

Model	Range	Resolution	Splitter	Accuracy
DX□□-DA0.002	1.999mA	1uA	Direct input	±0.5%F.S±2 Digits
DX□□-DA0.02	19.99mA	10uA	Direct input	±0.5%F.S±2 Digits
DX□□-DA0.2	199.9mA	100uA	Direct input	±0.5%F.S±2 Digits
DX□□-DA2	1.999A	1mA	Direct input	±0.5%F.S±2 Digits
DX□□-DA20	19.99A	10mA	20A:75mV	±0.5%F.S±2 Digits
DX□□-DA30	30.0A	100mA	30A:75mV	±1%F.S±2 Digits
DX□□-DA50	50.0A	100mA	50A:75mV	±1%F.S±2 Digits
DX□□-DA100	100.0A	100mA	100A:75mV	±0.5%F.S±2 Digits
DX□□-DA150	150.0A	100mA	150A:75mV	±0.5%F.S±2 Digits
DX□□-DA200	199.9A	100mA	200A:75mV	±0.5%F.S±2 Digits
DX□□-DA300	300A	1A	300A:75mV	±1%F.S±2 Digits
DX□□-DA500	500A	1A	500A:75mV	±1%F.S±2 Digits
DX□□-DA1000	1000A	1A	1000A:75mV	±0.5%F.S±2 Digits
DX□□-DA1500	1500A	1A	1500A:75mV	±0.5%F.S±2 Digits
DX□□-DA2000	2000A	1A	2000A:75mV	±0.5%F.S±2 Digits

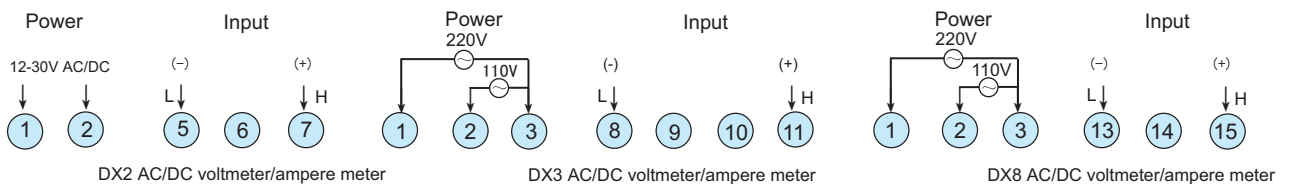
Note:

- (1) All accuracies above are obtained under 20±2%,45-75%RH.
- (2) All CTs,PTs & splitters above are basic models,while units with other ranges can also be provided as specified.
For example,CT with primary current 10A,15A,30A,75A,250A,1500A;DC splitter with primary current 10A,15A,75A,300A,1500A;
PT with primary voltage 1KV,6KV,11KV,35KV,10KV.
- (3) CT with secondary current 5A,PT with secondary voltage 100V,DC splitter with secondary voltage 75mV are acceptable as default.
Specail requirements to be specified in advance.

TECHNICAL SPECIFICATION

Max.display	1999 (average value for AC signal)
Input	Single-terminal input
Measurement mode	Dual A/D conversation
Overflow indication	"1" or "-1"
Polarity	Display "-"for DC signal only
Power supply	AC 110/220V±10%,50/60Hz; AC/DC 12-30V(DX2)
Energy consumption	≤4.5VA
Dielectrical strenth	AC 1500V/1min
Insulation impedance	DC 500V≥100MΩ
Frequency range of AC signal	40~200Hz

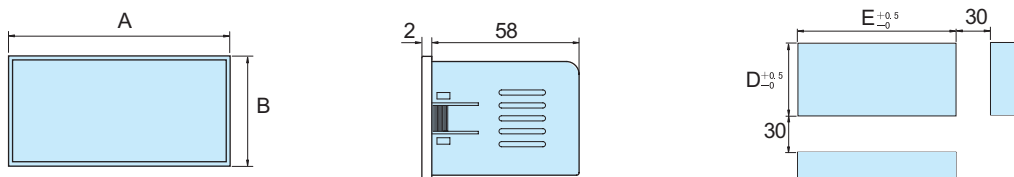
CONNECTION



* For DC signals,H is the positive polarity,while L the negative polarity;for AC signals,H for the fire line,while L for the zero line.

Note:all connections are subject to the diagram on the meter for change if any.

DIMENSION



Model	A(mm)	B(mm)	C(mm)	D(mm)	E(mm)
DX2	48	24	58	22.3	46.2
DX3	72	36	58	33.5	68
DX8	96	48	58	44.5	92